| File # | 012511-0 |
|---|---|

| No. | PART NAME | STANDARD/SIZE | MATERIAL | QTY | NOTE |
|---|---|---|---|---|---|
| 1 | 容器本体 | | SUS304 | 1 | |
| 2 | 折りたたみ取っ手 | L100 | SUS304 | 2 | |
| 3 | レバーバンド | B-47 | SUS304 | 1 | |
| 4 | ガスケット | LP-47 | シリコンゴム | 1 | |
| 5 | 密閉蓋 | L-47 (t1) | SUS304 | 1 | |

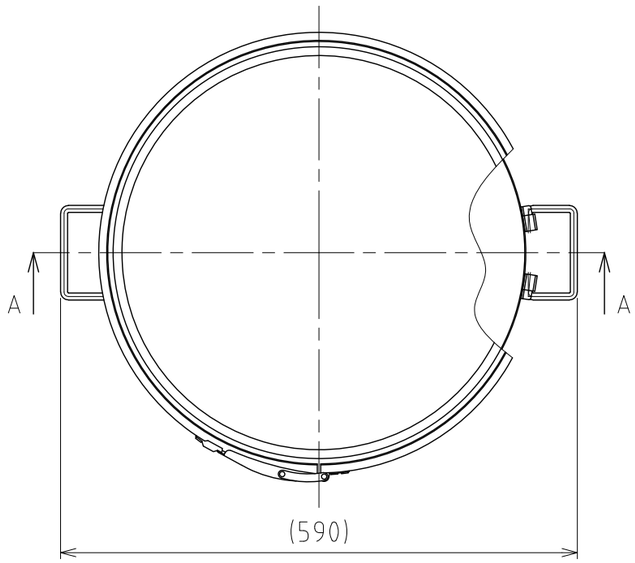


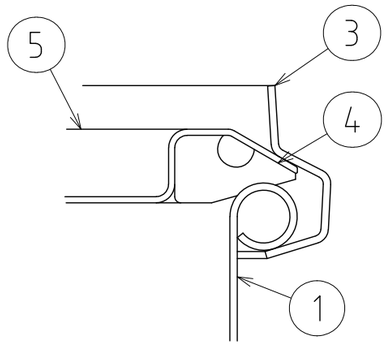


B部詳細 S=1:1

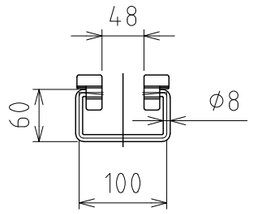


折りたたみ取っ手正面図

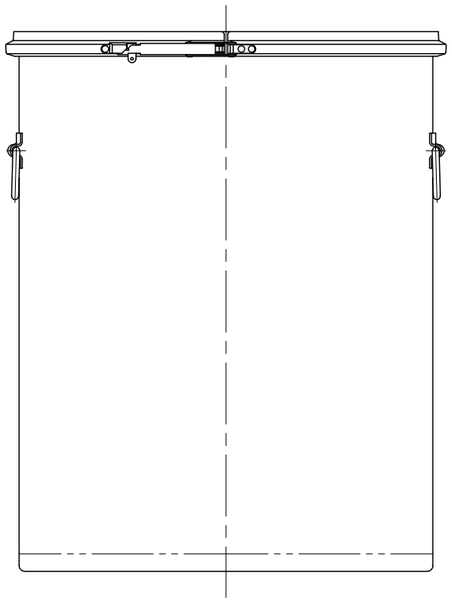

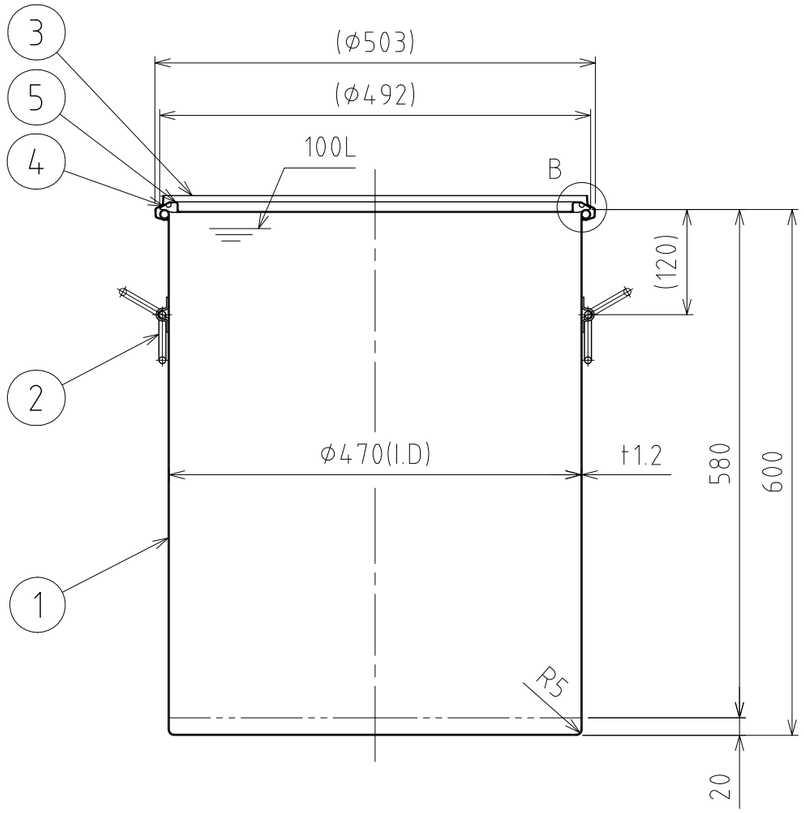


A-A

注記
容量：100L
仕上げ：内外面＃320バフ研磨
折りたたみ取っ手の取付は、スポット溶接
二点鎖線は、周溶接位置
重量：約13kg
オプションガスケット：NBR・EPDM・CR・FKM

| MARK | DATE | REV | APPROVED |
|---|---|---|---|
| 板金溶接組立の寸法許容差は±1%又は5mmの大きい値 | | | |

| DESIGN | DATE |
|---|---|
| - | 2022/03/31 |
| DRAWN | DATE |
| - | - |
| CHECKED | DATE |
| - | - |
| APPROVED | DATE |
| - | - |

| | | | |
|---|---|---|---|
| NAME | 折りたたみ取っ手付レバーバンド密閉容器 CTLF-47H | | |
| DWG NO. | 3-012511-0 | | |
| SCALE | 1:7 | CUSTOMER | 規格図 |

SANKO ASTEC INC.

2-53-2, Nihonbashihamacho, Chuo-ku, Tokyo 103-0007 Japan
Telephone +81-3-3668-3618 Facsimile +81-3-3668-3617 www.sankoastec.co.jp